


Reports powered by...



Perspective

St Giles Church of England Primary School



Parent Views 2023/24 13/10/2024

Created on 13/10/2024

Printed by Mark Dakin

Introduction

Perspective surveys are an opportunity to find out how a group of people perceive things that relate to your school or centre.

The following pages contain the results of your survey. Use this report to help you understand peoples perceptions and develop your school or centre to cater for or improve these perceptions.

The Survey

The survey was active between 20/01/2024 – 13/10/2024 and was answered anonymously.

The survey asks a series of questions which the person must rate. The ratings are as follows:

1. Strongly Agree
2. Agree
3. Disagree
4. Strongly Disagree
5. Don't Know

The Report

This report is broken down into several sections:

- **Survey Response**
This is an overview of how people responded to your survey.
- **Feedback Summary**
This section gives an overall look at the survey answers.
- **Detailed Feedback**
This section details answers given to each question.

Important note regarding this report:

Reports from surveys contain all the collated feedback from all respondents excepting the following:

Where a survey response contains offensive language, or information that breaches confidentiality/privacy, or information that endangers others, or information that might identify specific children, and where this is detected by automated processes in the software or by quality review, then these responses will be omitted from the survey report.

Survey Responses

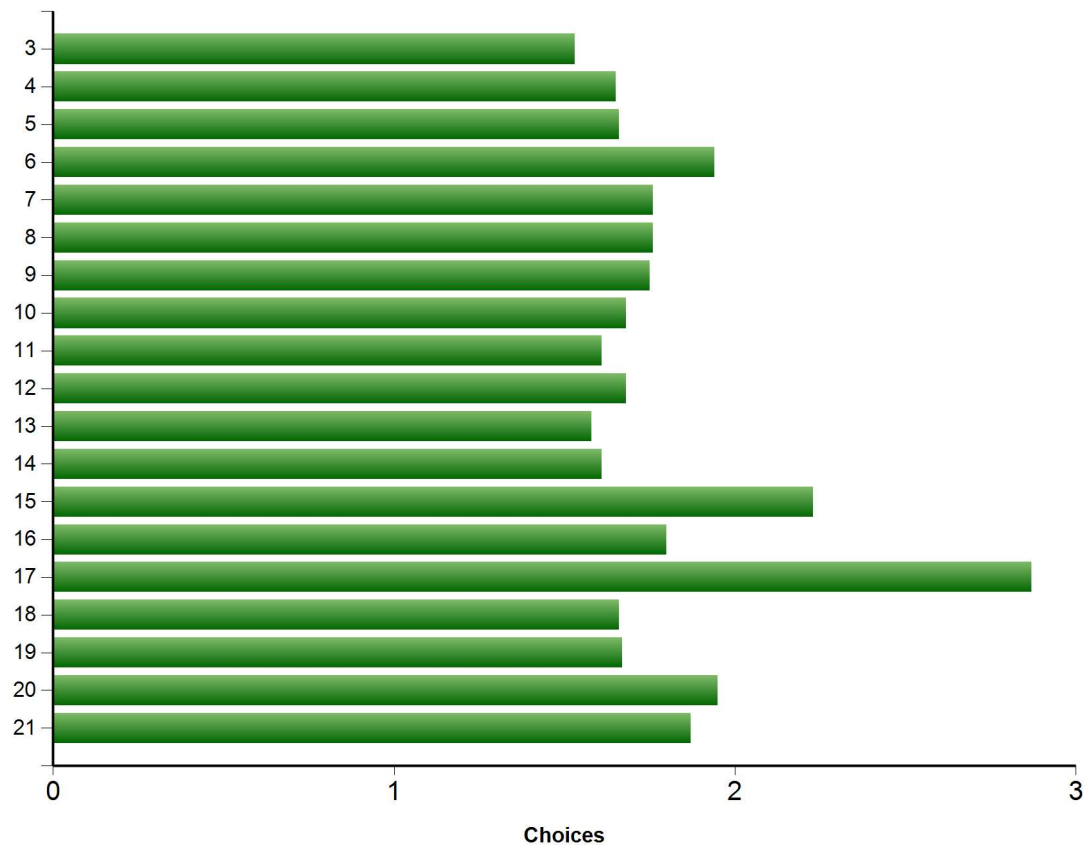
This table gives an overview of the amount of responses you have received.

| Distributed To | Completed Questionnaire |
|----------------|-------------------------|
| 157 | 73 |

Feedback Summary

Here is a graph representing the average user response for each question

| Question | Response | | | | | Average |
|----------|----------|----|---|---|----|---------|
| | 1 | 2 | 3 | 4 | 5 | |
| 3 | 45 | 29 | 2 | 3 | 0 | 1.53 |
| 4 | 36 | 39 | 0 | 4 | 0 | 1.65 |
| 5 | 42 | 27 | 5 | 5 | 0 | 1.66 |
| 6 | 33 | 33 | 3 | 5 | 5 | 1.94 |
| 7 | 39 | 26 | 9 | 4 | 1 | 1.76 |
| 8 | 35 | 37 | 1 | 3 | 3 | 1.76 |
| 9 | 35 | 37 | 1 | 4 | 2 | 1.75 |
| 10 | 40 | 32 | 1 | 4 | 2 | 1.68 |
| 11 | 44 | 28 | 2 | 4 | 1 | 1.61 |
| 12 | 39 | 34 | 0 | 4 | 2 | 1.68 |
| 13 | 43 | 31 | 1 | 3 | 1 | 1.58 |
| 14 | 39 | 34 | 4 | 2 | 0 | 1.61 |
| 15 | 30 | 29 | 2 | 5 | 12 | 2.23 |
| 16 | 35 | 35 | 3 | 2 | 4 | 1.8 |
| 17 | 21 | 25 | 2 | 5 | 26 | 2.87 |
| 18 | 40 | 32 | 1 | 6 | 0 | 1.66 |
| 19 | 42 | 29 | 2 | 4 | 2 | 1.67 |
| 20 | 33 | 32 | 4 | 5 | 5 | 1.95 |
| 21 | 37 | 32 | 0 | 3 | 7 | 1.87 |

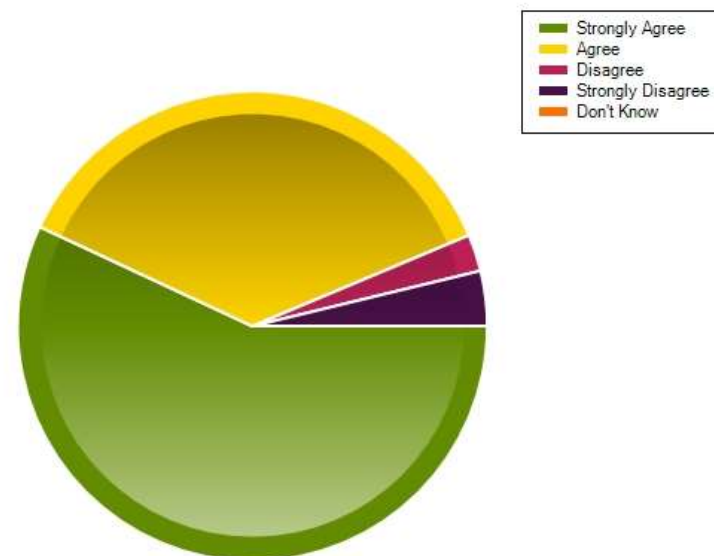
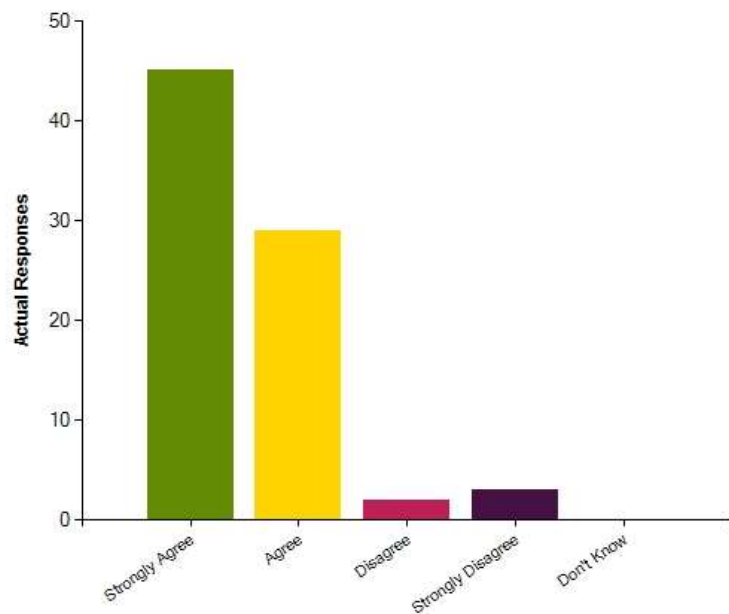


Questions

Question : My child enjoys school.

| | Strongly Agree | Agree | Disagree | Strongly Disagree | Don't Know |
|----------------------------|----------------|-------|----------|-------------------|------------|
| No. Of Responses | 45 | 29 | 2 | 3 | 0 |
| Response Percentage | 56.96 | 36.71 | 2.53 | 3.8 | 0 |

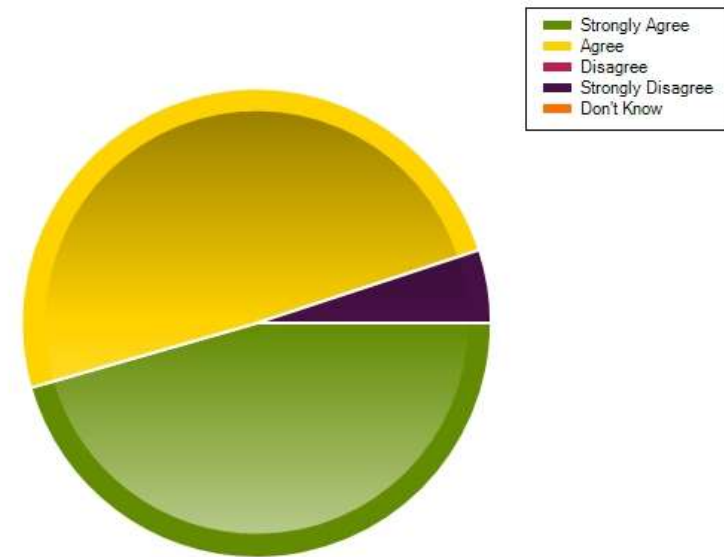
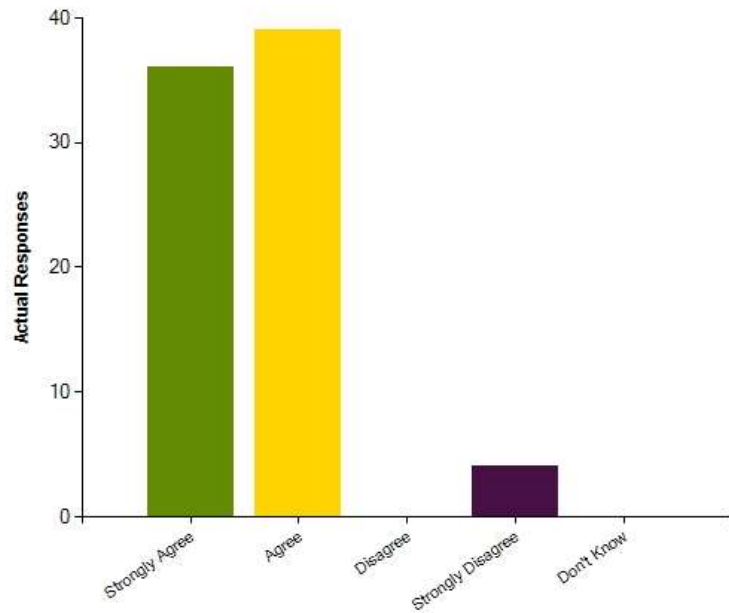
| | |
|------------------------------|----------------|
| Average Response | 1.53 |
| Most Popular Response | Strongly Agree |



Question : My child finds learning interesting and stimulating.

| | Strongly Agree | Agree | Disagree | Strongly Disagree | Don't Know |
|----------------------------|----------------|-------|----------|-------------------|------------|
| No. Of Responses | 36 | 39 | 0 | 4 | 0 |
| Response Percentage | 45.57 | 49.37 | 0 | 5.06 | 0 |

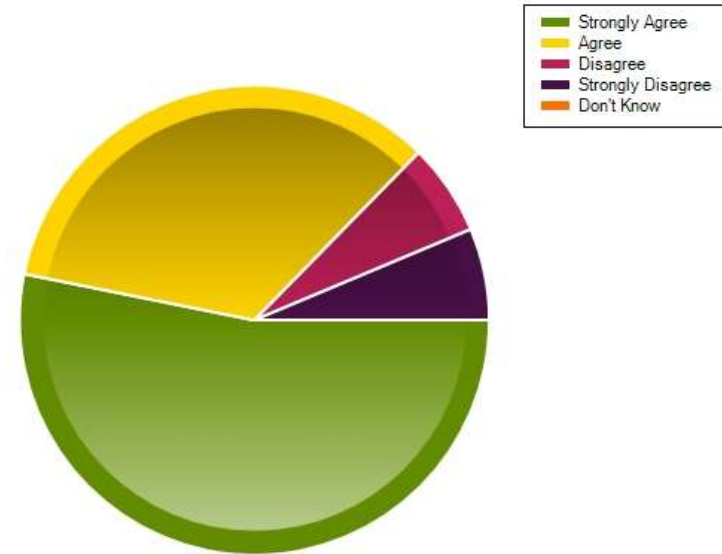
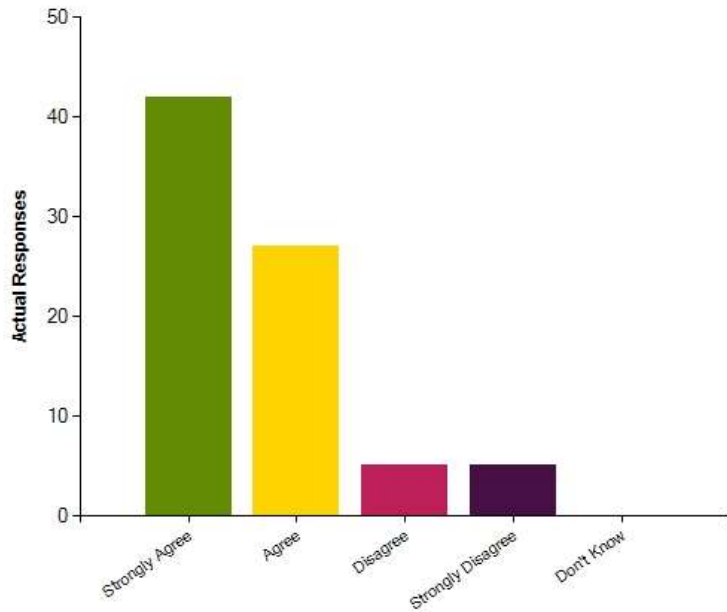
| | |
|------------------------------|-------|
| Average Response | 1.65 |
| Most Popular Response | Agree |



Question : The school is a warm, friendly and welcoming place to visit.

| | Strongly Agree | Agree | Disagree | Strongly Disagree | Don't Know |
|----------------------------|----------------|-------|----------|-------------------|------------|
| No. Of Responses | 42 | 27 | 5 | 5 | 0 |
| Response Percentage | 53.16 | 34.18 | 6.33 | 6.33 | 0 |

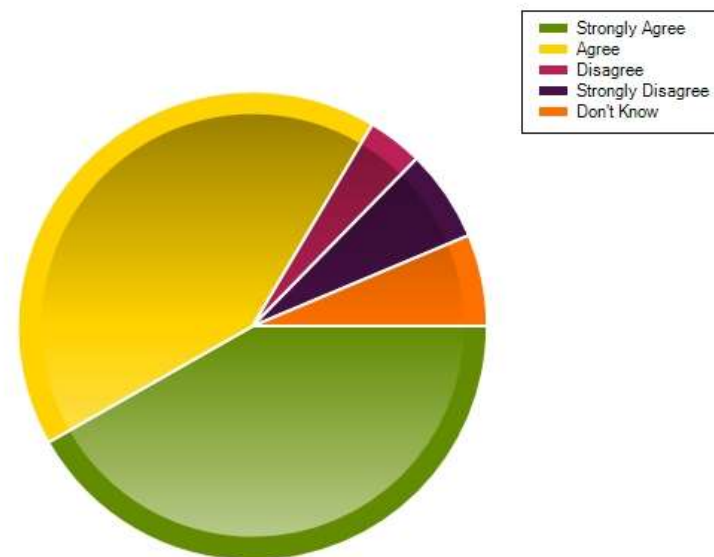
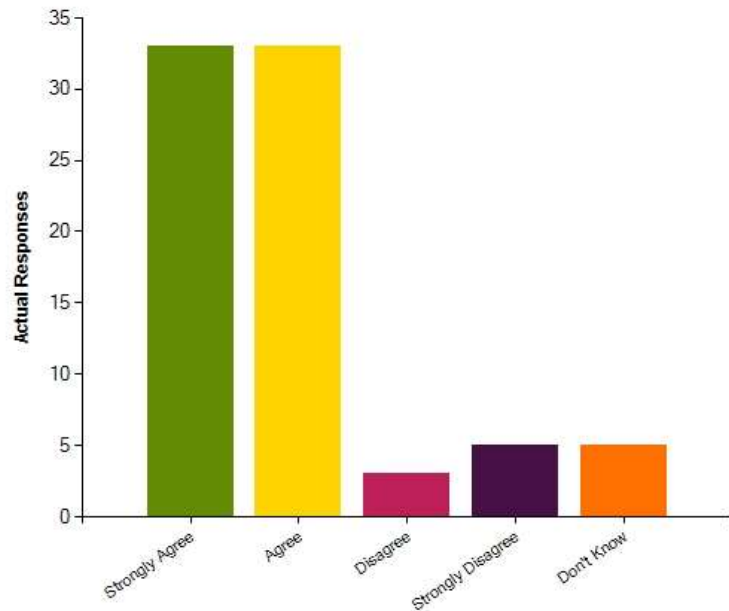
| | |
|------------------------------|----------------|
| Average Response | 1.66 |
| Most Popular Response | Strongly Agree |



Question : The school is interested in the views of us the parents.

| | Strongly Agree | Agree | Disagree | Strongly Disagree | Don't Know |
|----------------------------|----------------|-------|----------|-------------------|------------|
| No. Of Responses | 33 | 33 | 3 | 5 | 5 |
| Response Percentage | 41.77 | 41.77 | 3.8 | 6.33 | 6.33 |

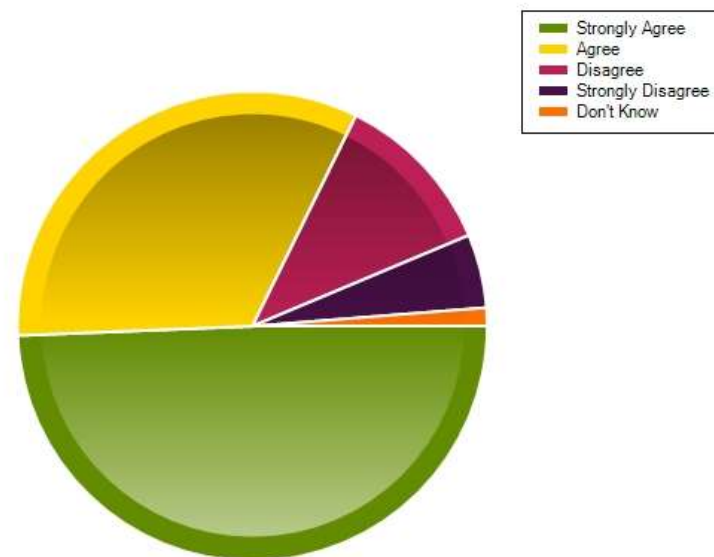
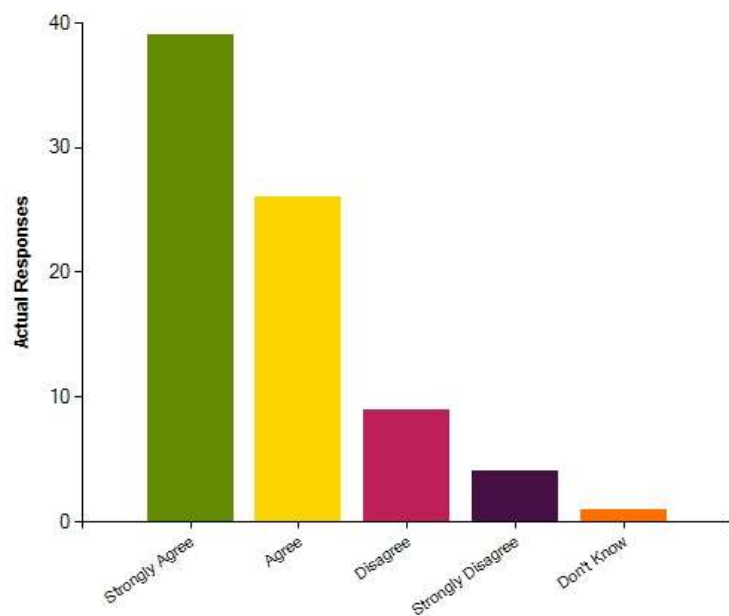
| | |
|------------------------------|-------|
| Average Response | 1.94 |
| Most Popular Response | Agree |



Question : There is good communication and the staff are approachable, I know I can ask questions or discuss a problem.

| | Strongly Agree | Agree | Disagree | Strongly Disagree | Don't Know |
|----------------------------|----------------|-------|----------|-------------------|------------|
| No. Of Responses | 39 | 26 | 9 | 4 | 1 |
| Response Percentage | 49.37 | 32.91 | 11.39 | 5.06 | 1.27 |

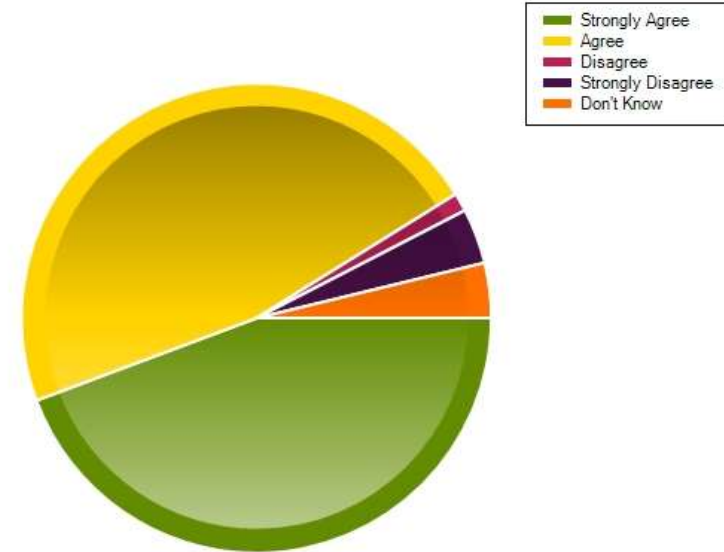
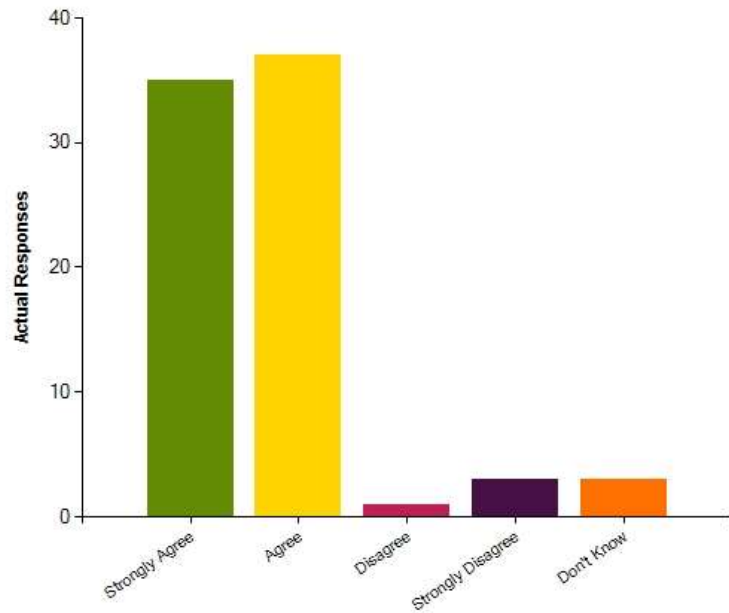
| | |
|------------------------------|----------------|
| Average Response | 1.76 |
| Most Popular Response | Strongly Agree |



Question : School helps to encourage a healthy lifestyle.

| | Strongly Agree | Agree | Disagree | Strongly Disagree | Don't Know |
|----------------------------|----------------|-------|----------|-------------------|------------|
| No. Of Responses | 35 | 37 | 1 | 3 | 3 |
| Response Percentage | 44.3 | 46.84 | 1.27 | 3.8 | 3.8 |

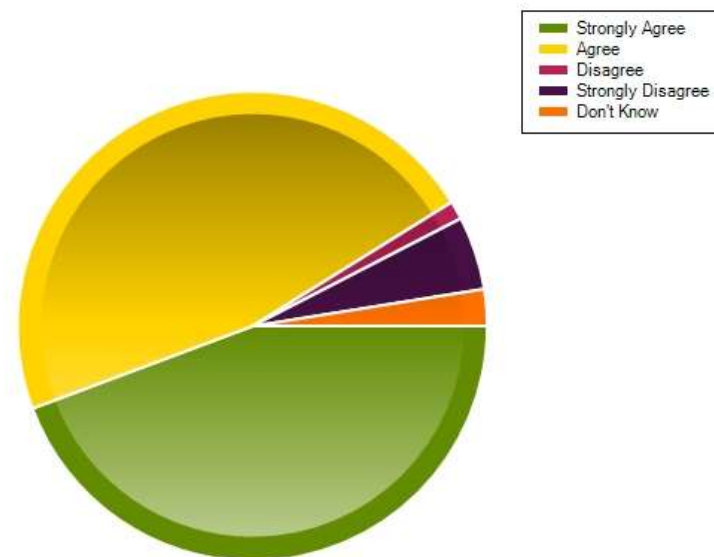
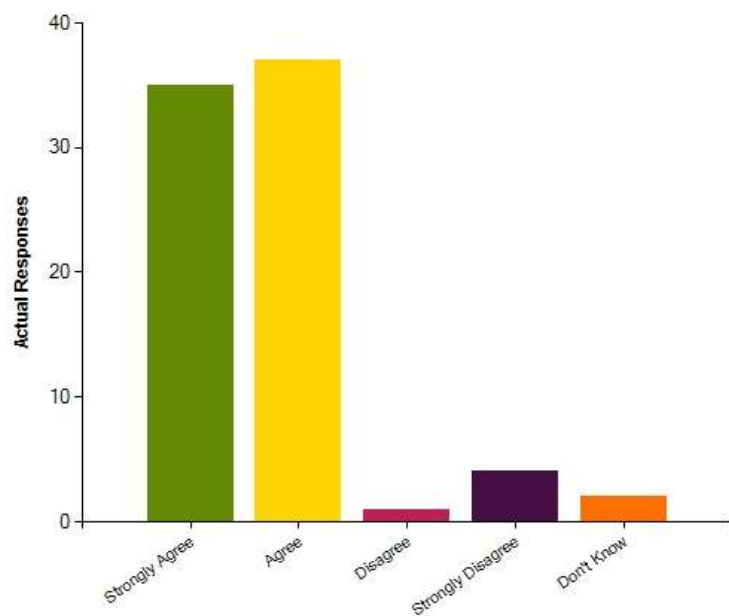
| | |
|------------------------------|-------|
| Average Response | 1.76 |
| Most Popular Response | Agree |



Question : The school makes sure its pupils are well behaved.

| | Strongly Agree | Agree | Disagree | Strongly Disagree | Don't Know |
|----------------------------|----------------|-------|----------|-------------------|------------|
| No. Of Responses | 35 | 37 | 1 | 4 | 2 |
| Response Percentage | 44.3 | 46.84 | 1.27 | 5.06 | 2.53 |

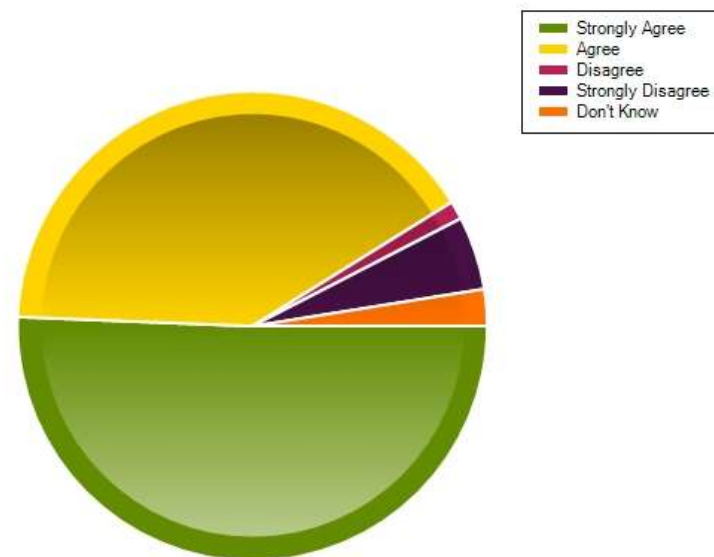
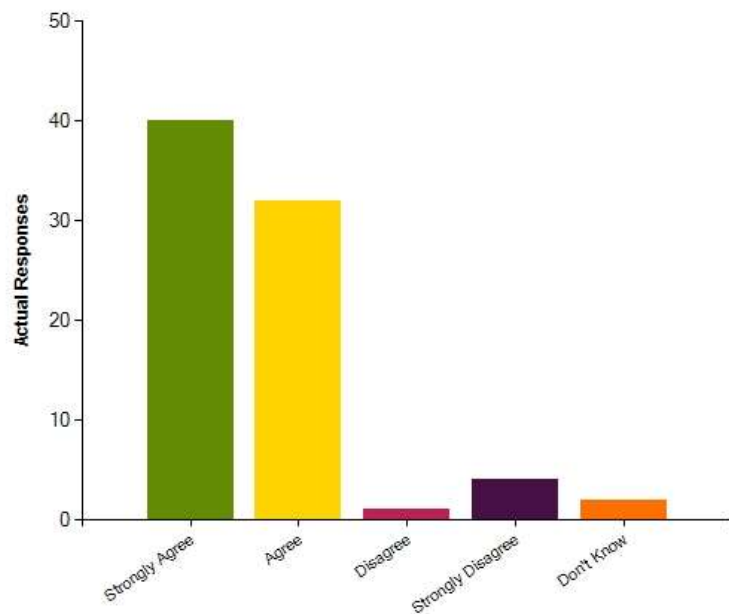
| | |
|------------------------------|-------|
| Average Response | 1.75 |
| Most Popular Response | Agree |



Question : The school keeps my child safe.

| | Strongly Agree | Agree | Disagree | Strongly Disagree | Don't Know |
|----------------------------|----------------|-------|----------|-------------------|------------|
| No. Of Responses | 40 | 32 | 1 | 4 | 2 |
| Response Percentage | 50.63 | 40.51 | 1.27 | 5.06 | 2.53 |

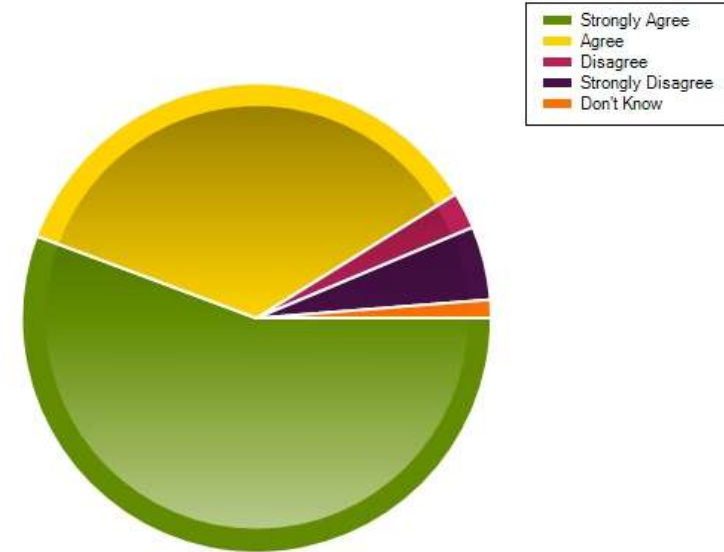
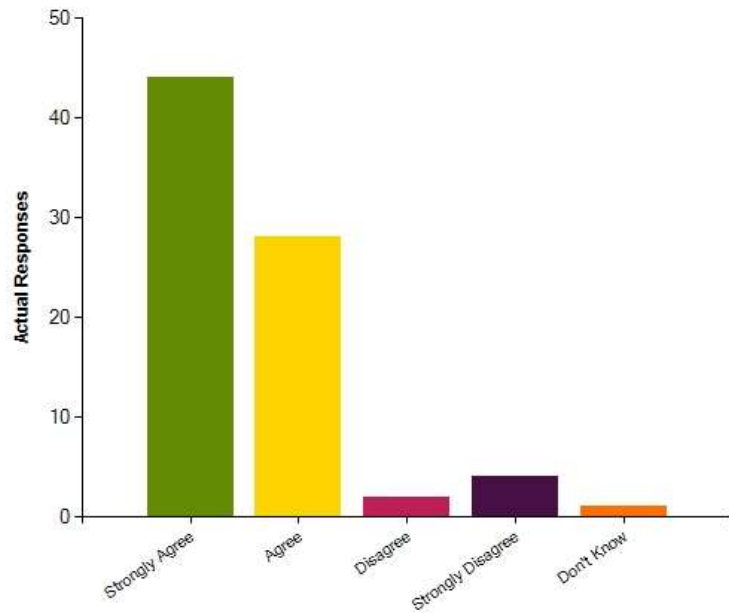
| | |
|------------------------------|----------------|
| Average Response | 1.68 |
| Most Popular Response | Strongly Agree |



Question : Relevant staff know my child well and care about them.

| | Strongly Agree | Agree | Disagree | Strongly Disagree | Don't Know |
|----------------------------|----------------|-------|----------|-------------------|------------|
| No. Of Responses | 44 | 28 | 2 | 4 | 1 |
| Response Percentage | 55.7 | 35.44 | 2.53 | 5.06 | 1.27 |

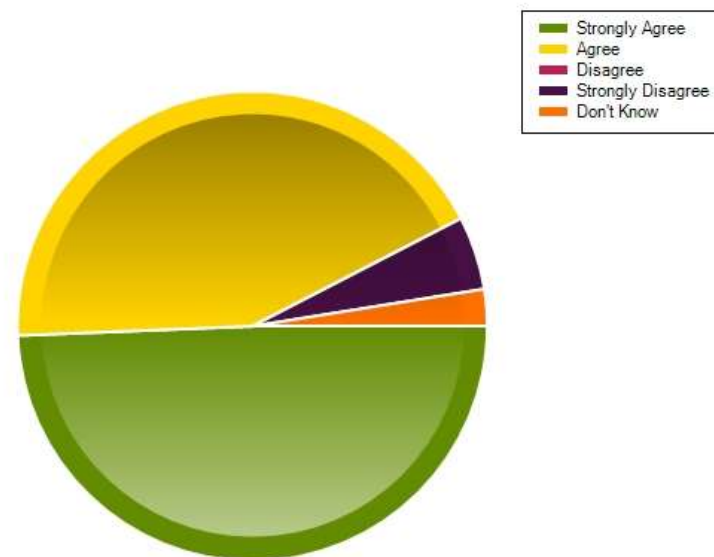
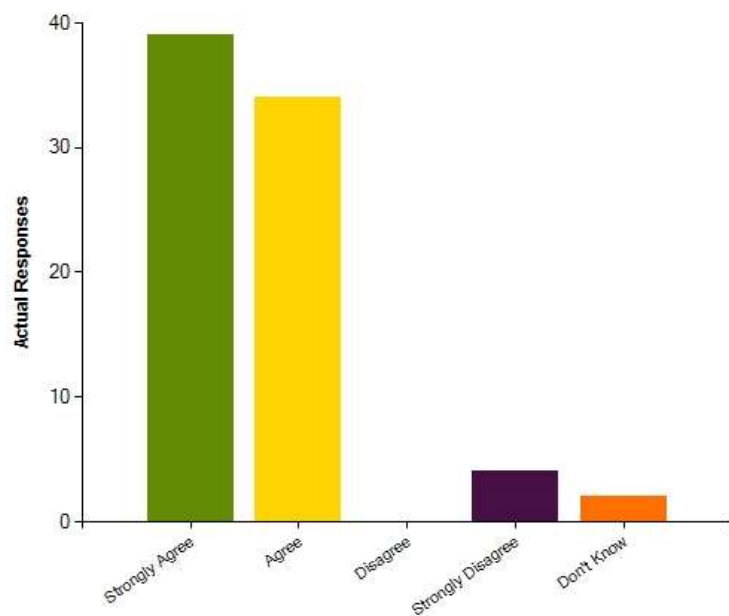
| | |
|------------------------------|----------------|
| Average Response | 1.61 |
| Most Popular Response | Strongly Agree |



Question : I think the quality of teaching and learning is good.

| | Strongly Agree | Agree | Disagree | Strongly Disagree | Don't Know |
|----------------------------|----------------|-------|----------|-------------------|------------|
| No. Of Responses | 39 | 34 | 0 | 4 | 2 |
| Response Percentage | 49.37 | 43.04 | 0 | 5.06 | 2.53 |

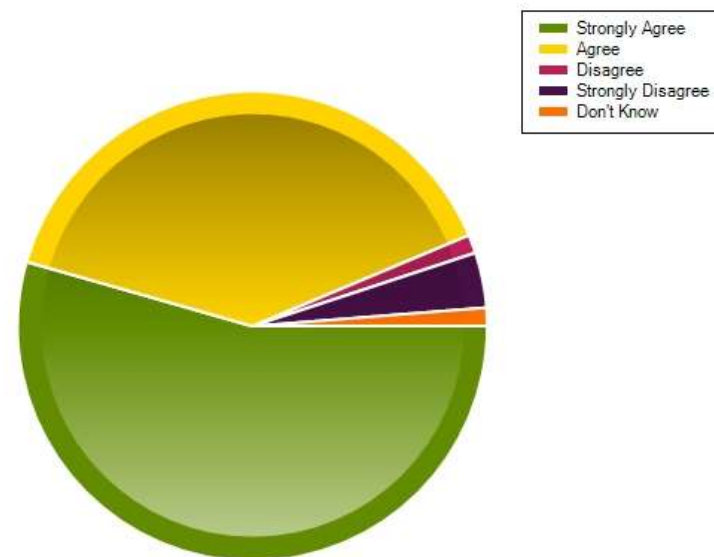
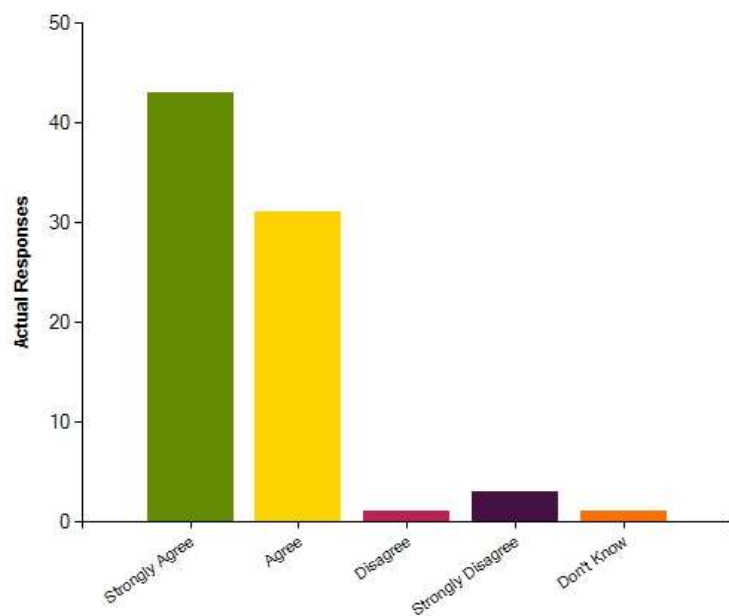
| | |
|------------------------------|----------------|
| Average Response | 1.68 |
| Most Popular Response | Strongly Agree |



Question : My child is making good progress.

| | Strongly Agree | Agree | Disagree | Strongly Disagree | Don't Know |
|----------------------------|-----------------------|--------------|-----------------|--------------------------|-------------------|
| No. Of Responses | 43 | 31 | 1 | 3 | 1 |
| Response Percentage | 54.43 | 39.24 | 1.27 | 3.8 | 1.27 |

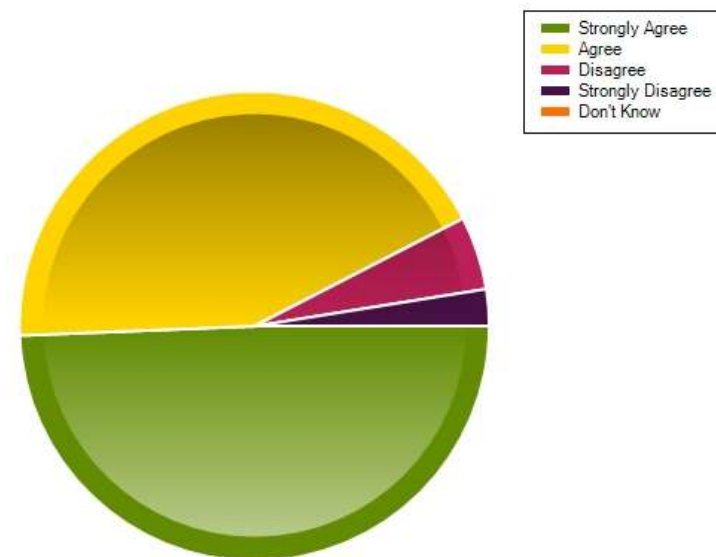
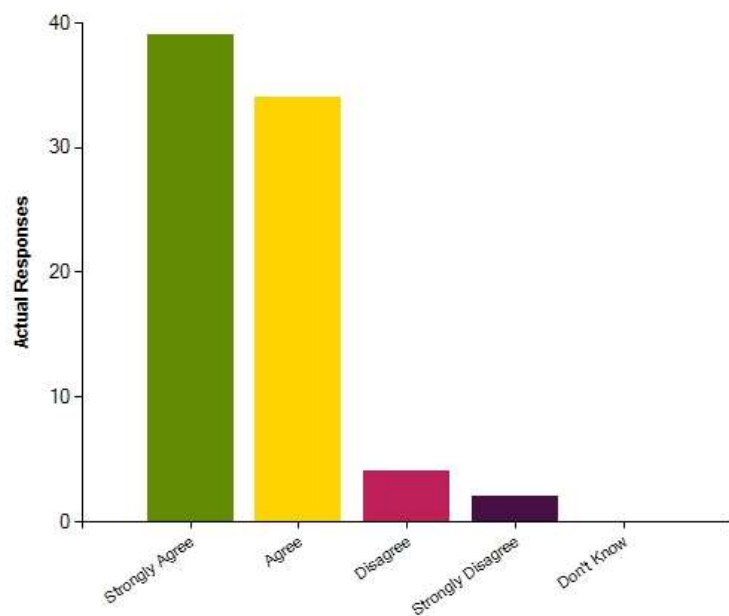
| | |
|------------------------------|----------------|
| Average Response | 1.58 |
| Most Popular Response | Strongly Agree |



Question : The school informs me about my child’s progress e.g. parent’s evenings, reports.

| | Strongly Agree | Agree | Disagree | Strongly Disagree | Don't Know |
|----------------------------|----------------|-------|----------|-------------------|------------|
| No. Of Responses | 39 | 34 | 4 | 2 | 0 |
| Response Percentage | 49.37 | 43.04 | 5.06 | 2.53 | 0 |

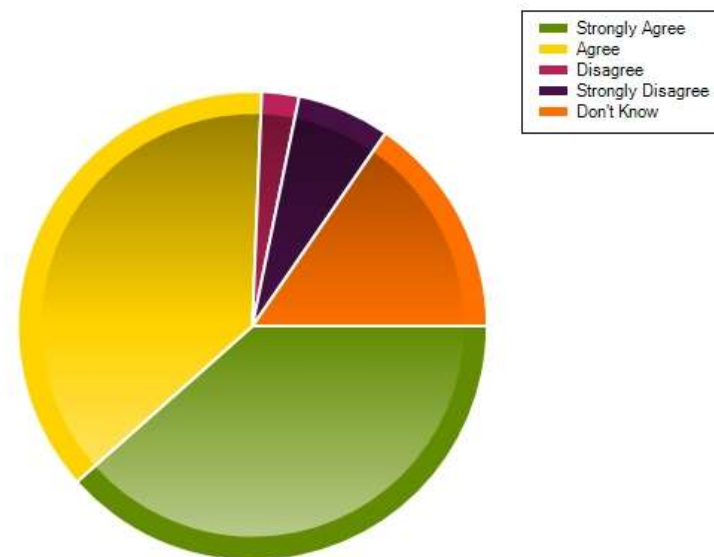
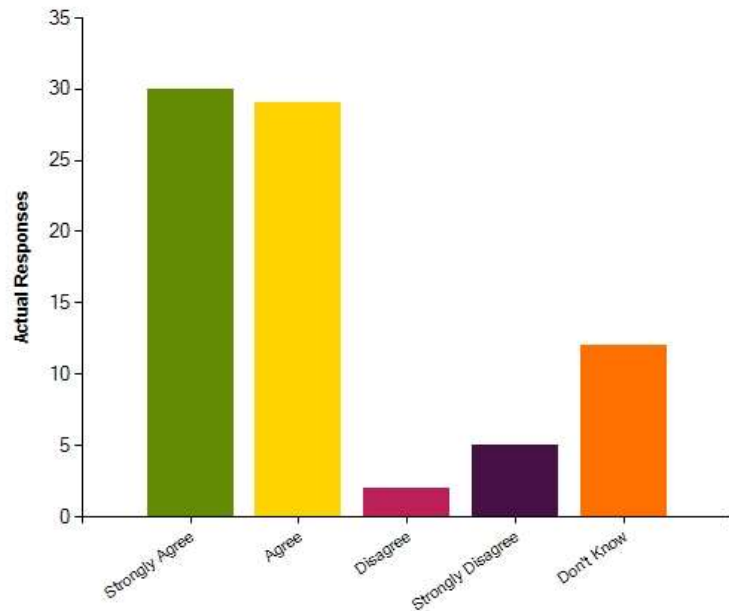
| | |
|------------------------------|----------------|
| Average Response | 1.61 |
| Most Popular Response | Strongly Agree |



Question : The school's focus on improving the Mental Health of all, has had a positive impact on my child.

| | Strongly Agree | Agree | Disagree | Strongly Disagree | Don't Know |
|----------------------------|----------------|-------|----------|-------------------|------------|
| No. Of Responses | 30 | 29 | 2 | 5 | 12 |
| Response Percentage | 38.46 | 37.18 | 2.56 | 6.41 | 15.38 |

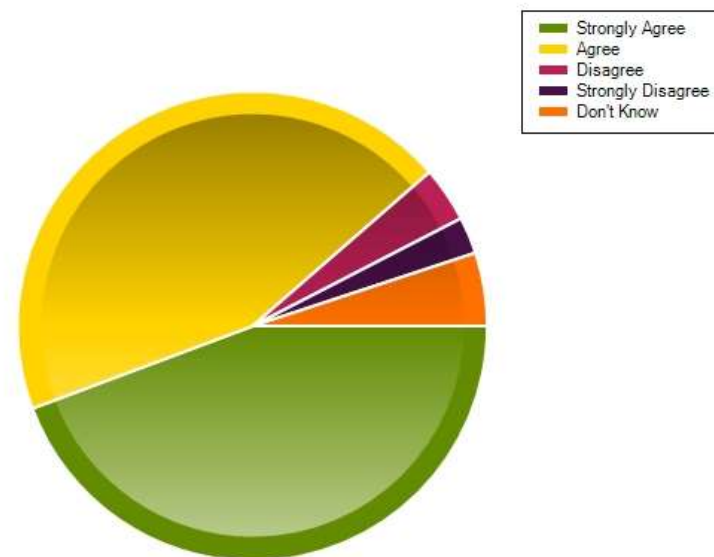
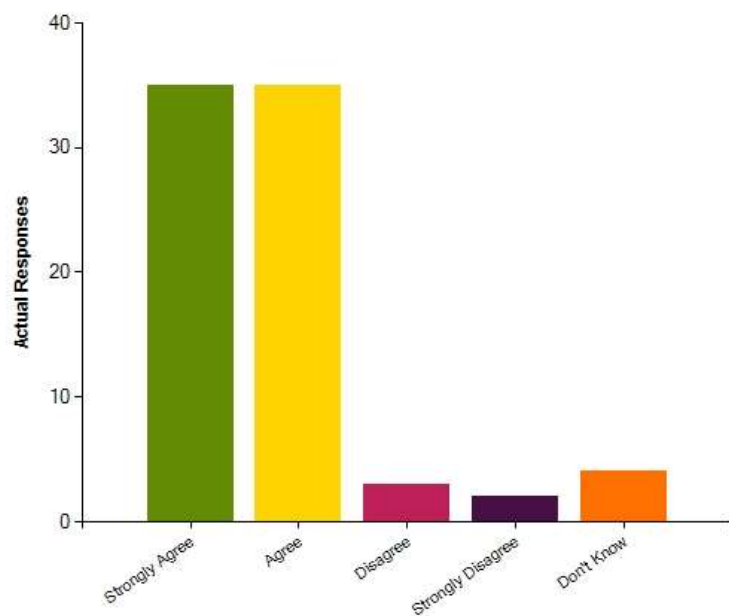
| | |
|------------------------------|----------------|
| Average Response | 2.23 |
| Most Popular Response | Strongly Agree |



Question : Staff encourage my child to become confident, independent and well prepared for the future.

| | Strongly Agree | Agree | Disagree | Strongly Disagree | Don't Know |
|----------------------------|----------------|-------|----------|-------------------|------------|
| No. Of Responses | 35 | 35 | 3 | 2 | 4 |
| Response Percentage | 44.3 | 44.3 | 3.8 | 2.53 | 5.06 |

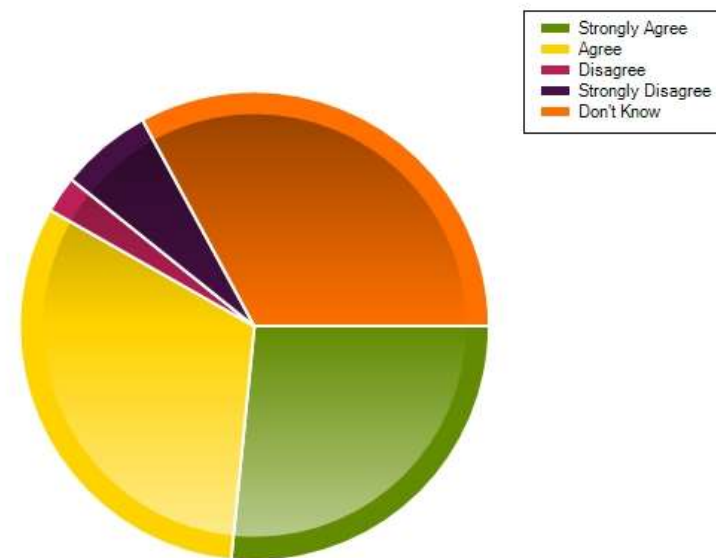
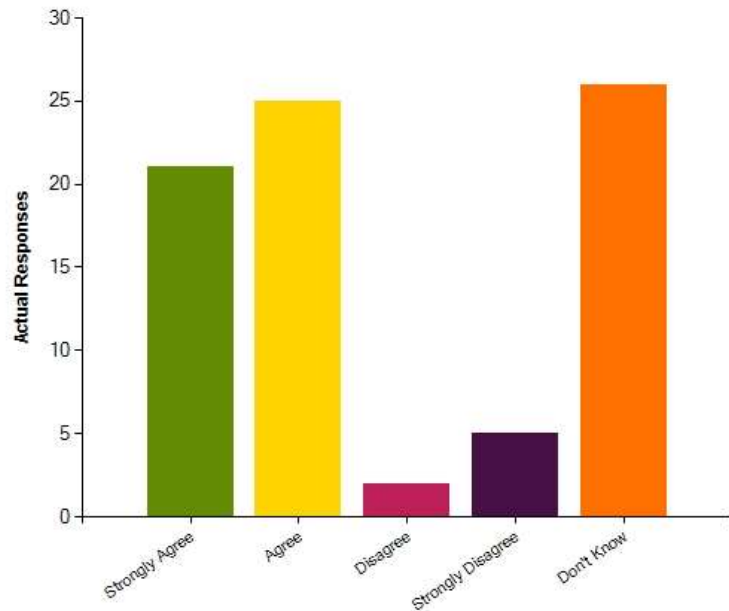
| | |
|------------------------------|-------|
| Average Response | 1.8 |
| Most Popular Response | Agree |



Question : If your child has additional needs, the support you receive from school is good.

| | Strongly Agree | Agree | Disagree | Strongly Disagree | Don't Know |
|----------------------------|----------------|-------|----------|-------------------|------------|
| No. Of Responses | 21 | 25 | 2 | 5 | 26 |
| Response Percentage | 26.58 | 31.65 | 2.53 | 6.33 | 32.91 |

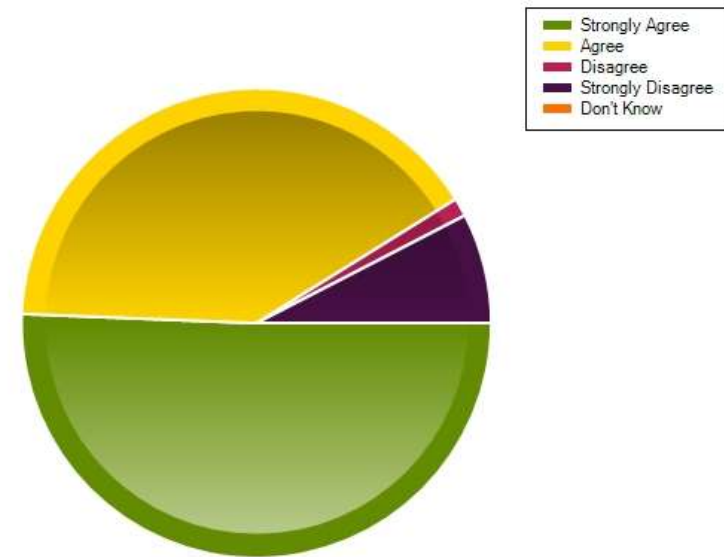
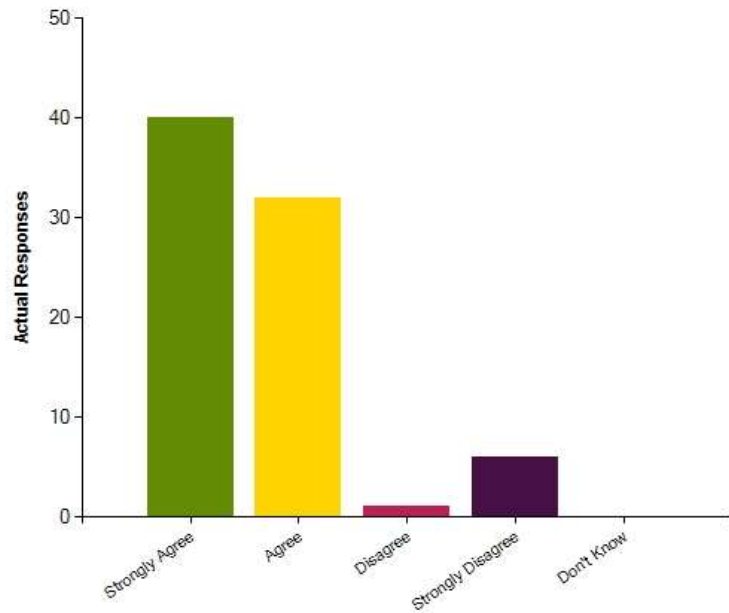
| | |
|------------------------------|------------|
| Average Response | 2.87 |
| Most Popular Response | Don't Know |



Question : I think the school is well led and managed.

| | Strongly Agree | Agree | Disagree | Strongly Disagree | Don't Know |
|----------------------------|----------------|-------|----------|-------------------|------------|
| No. Of Responses | 40 | 32 | 1 | 6 | 0 |
| Response Percentage | 50.63 | 40.51 | 1.27 | 7.59 | 0 |

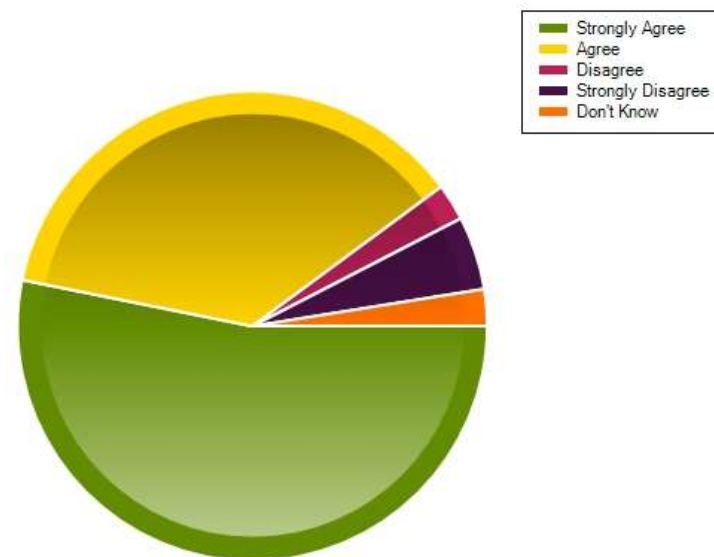
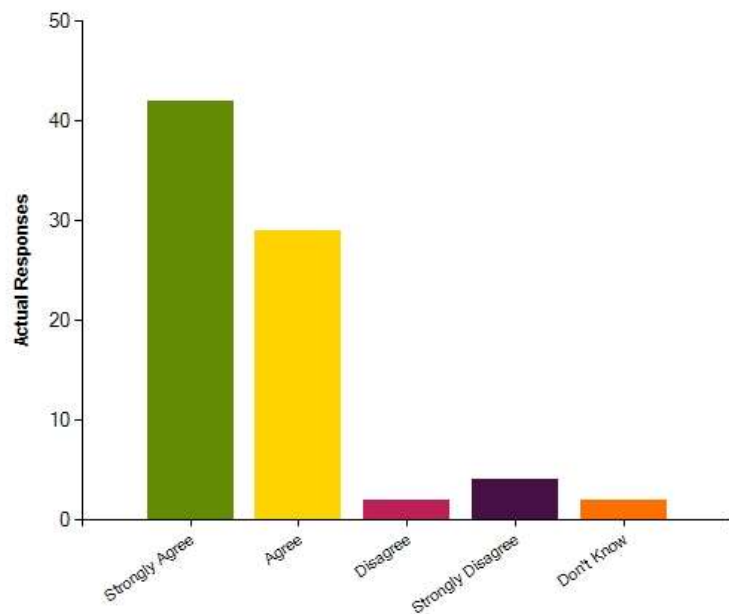
| | |
|------------------------------|----------------|
| Average Response | 1.66 |
| Most Popular Response | Strongly Agree |



Question : I would recommend this school to another parent.

| | Strongly Agree | Agree | Disagree | Strongly Disagree | Don't Know |
|----------------------------|----------------|-------|----------|-------------------|------------|
| No. Of Responses | 42 | 29 | 2 | 4 | 2 |
| Response Percentage | 53.16 | 36.71 | 2.53 | 5.06 | 2.53 |

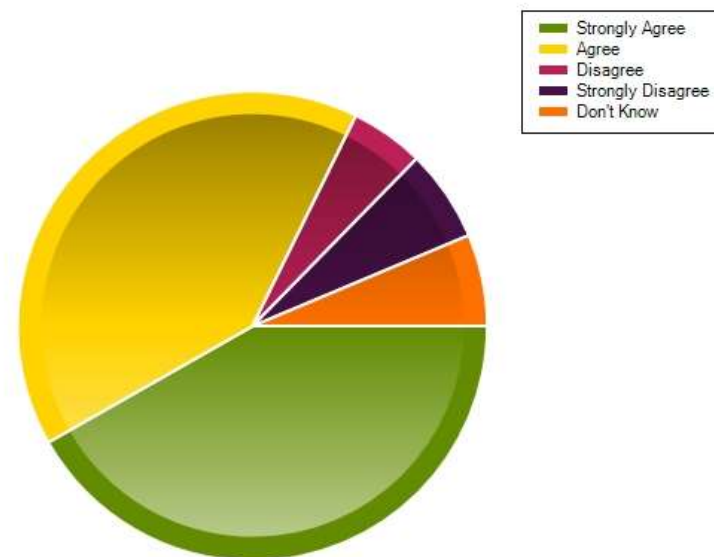
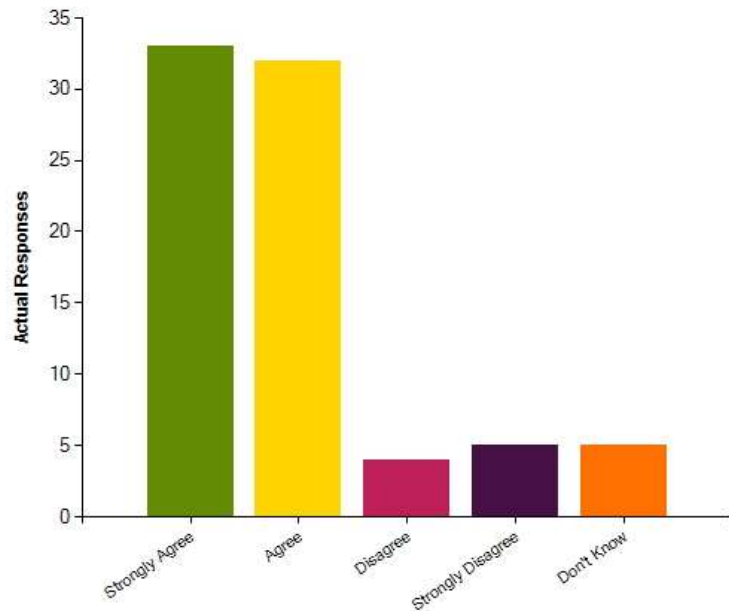
| | |
|------------------------------|----------------|
| Average Response | 1.67 |
| Most Popular Response | Strongly Agree |



Question : I know how I can access information from my child’s school about support services for my child’s wellbeing.

| | Strongly Agree | Agree | Disagree | Strongly Disagree | Don't Know |
|----------------------------|----------------|-------|----------|-------------------|------------|
| No. Of Responses | 33 | 32 | 4 | 5 | 5 |
| Response Percentage | 41.77 | 40.51 | 5.06 | 6.33 | 6.33 |

| | |
|------------------------------|----------------|
| Average Response | 1.95 |
| Most Popular Response | Strongly Agree |



Question : My child is supported well during transitions, such as starting a new class or starting a new school.

| | Strongly Agree | Agree | Disagree | Strongly Disagree | Don't Know |
|----------------------------|----------------|-------|----------|-------------------|------------|
| No. Of Responses | 37 | 32 | 0 | 3 | 7 |
| Response Percentage | 46.84 | 40.51 | 0 | 3.8 | 8.86 |

| | |
|------------------------------|----------------|
| Average Response | 1.87 |
| Most Popular Response | Strongly Agree |

