

Reports powered by...

Perspective



St Giles Church of England Primary School



COVID-19 Response - Parental Questionnaire 02/07/2020

Created on 02/07/2020

Printed by Mark Dakin

Introduction

Perspective surveys are an opportunity to find out how a group of people perceive things that relate to your school or centre.

The following pages contain the results of your survey. Use this report to help you understand peoples perceptions and develop your school or centre to cater for or improve these perceptions.

The Survey

The survey was active between 17/06/2020 – 02/07/2020 and was answered anonymously.

The survey asks a series of questions which the person must rate. The ratings are as follows:

1. Strongly Agree
2. Agree
3. Disagree
4. Strongly Disagree

The Report

This report is broken down into several sections:

- **Survey Response**

This is an overview of how people responded to your survey.

- **Feedback Summary**

This section gives an overall look at the survey answers.

- **Detailed Feedback**

This section details answers given to each question.

Important note regarding this report:

Reports from surveys contain all the collated feedback from all respondents excepting the following:

Where a survey response contains offensive language, or information that breaches confidentiality/privacy, or information that endangers others, or information that might identify specific children, and where this is detected by automated processes in the software or by quality review, then these responses will be omitted from the survey report.

Survey Responses

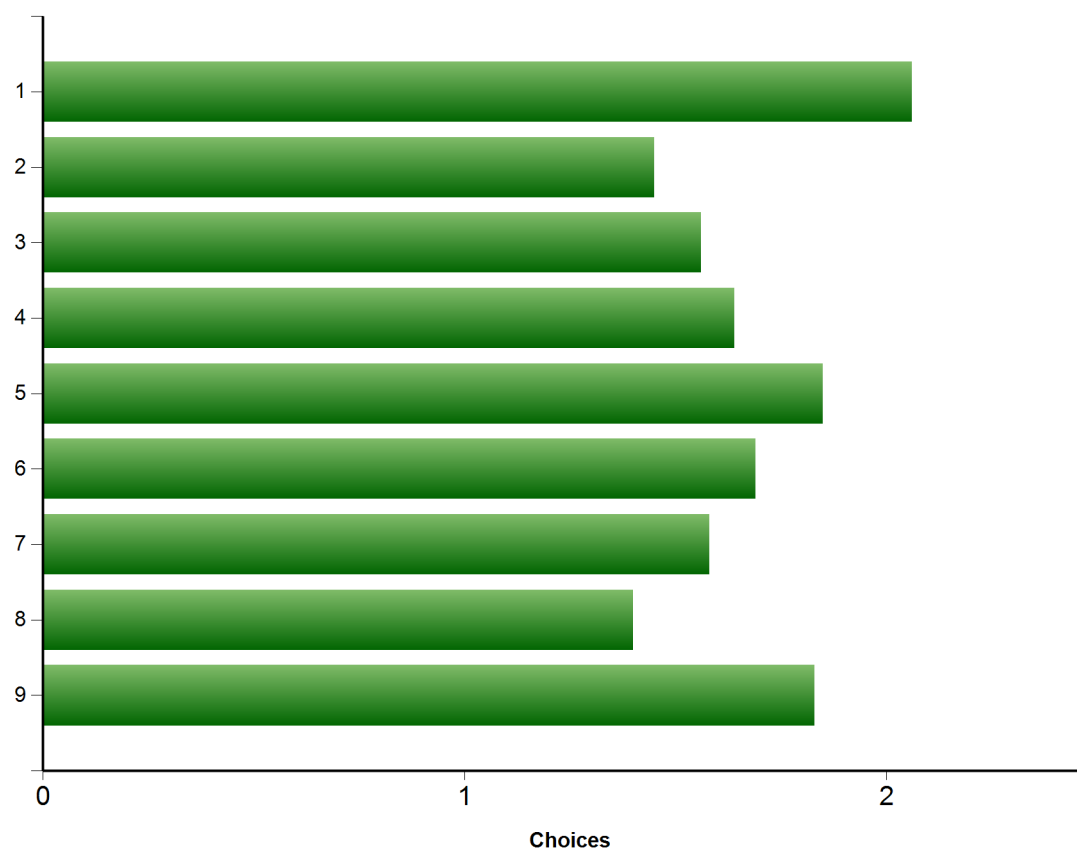
This table gives an overview of the amount of responses you have received.

Distributed To	Completed Questionnaire
174	112

Feedback Summary

Here is a graph representing the average user response for each question

Question	Response				Average
	1	2	3	4	
1	37	50	24	10	2.06
2	72	44	4	1	1.45
3	62	52	5	2	1.56
4	56	52	13	0	1.64
5	44	55	18	4	1.85
6	56	48	15	2	1.69
7	61	53	4	3	1.58
8	79	37	4	1	1.4
9	53	43	18	7	1.83

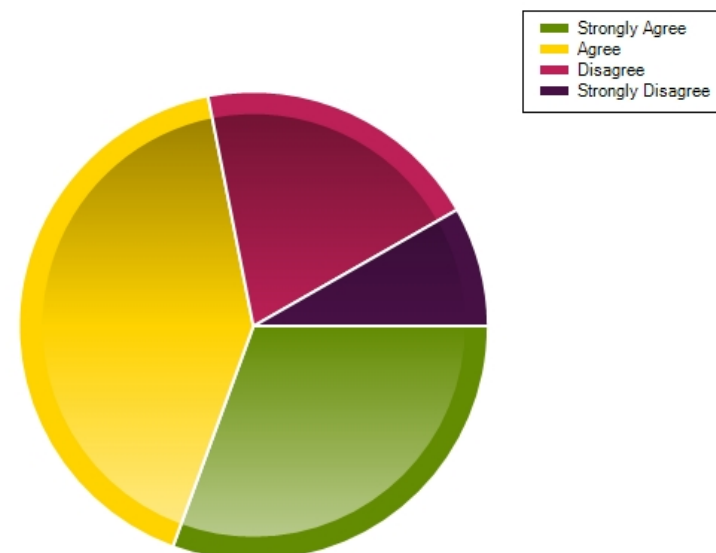
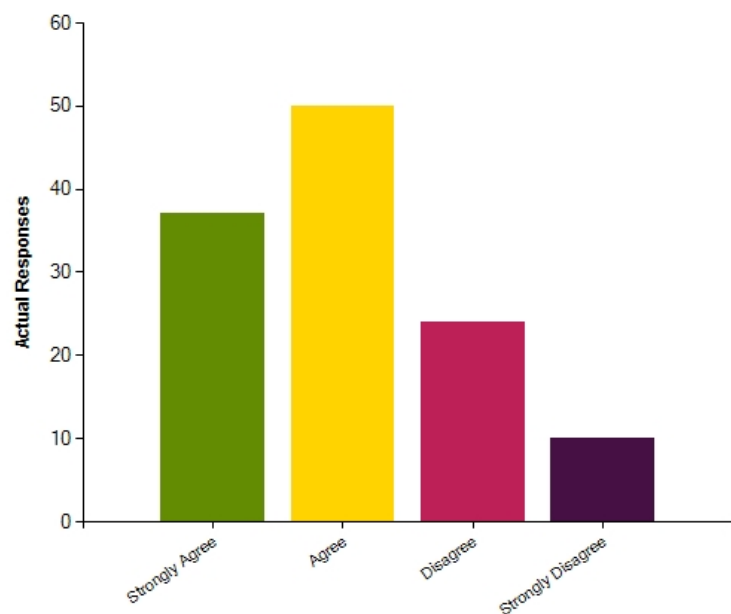


Questions

Question : As a parent I have received regular communication from my child's Class Teacher.

	Strongly Agree	Agree	Disagree	Strongly Disagree
No. Of Responses	37	50	24	10
Response Percentage	30.58	41.32	19.83	8.26

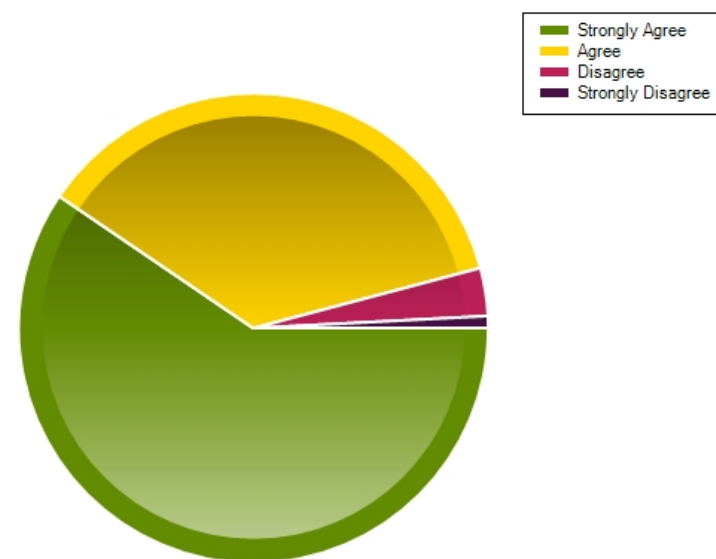
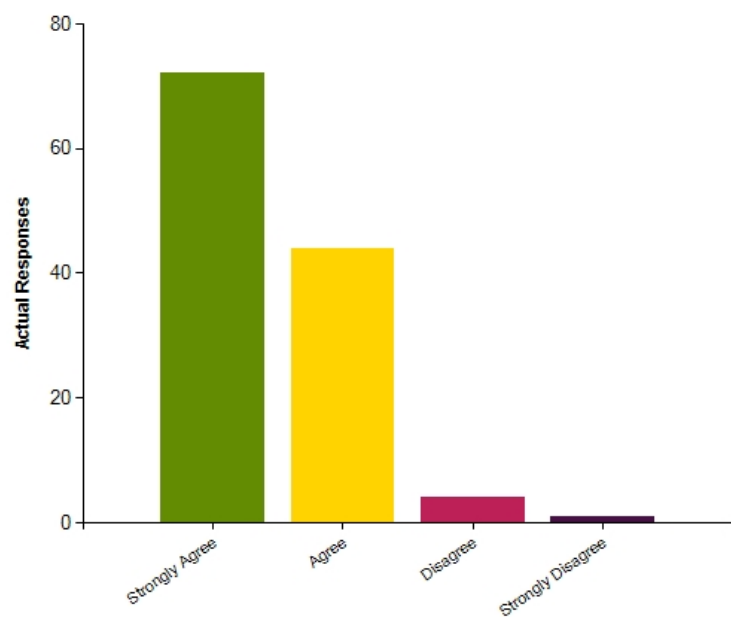
Average Response	2.06
Most Popular Response	Agree



Question : I value the 'Home Learning Packs' the school provided at the beginning of lockdown (CGP Resources/Text Books)

	Strongly Agree	Agree	Disagree	Strongly Disagree
No. Of Responses	72	44	4	1
Response Percentage	59.5	36.36	3.31	0.83

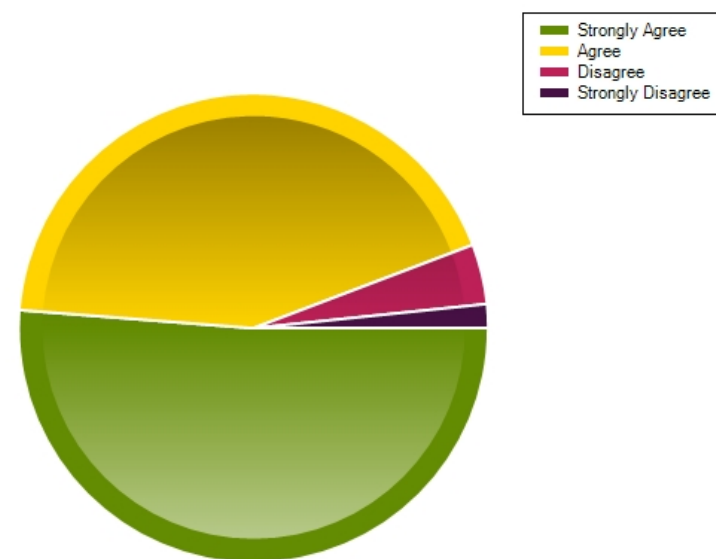
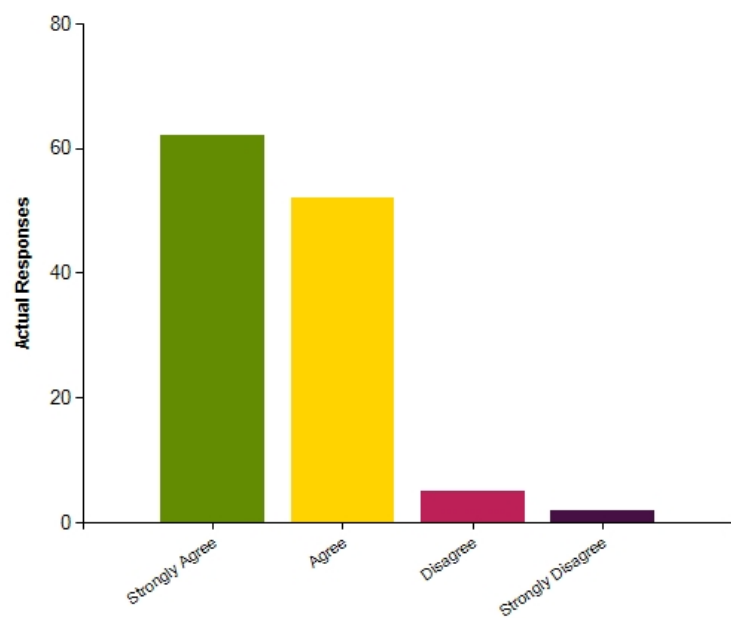
Average Response	1.45
Most Popular Response	Strongly Agree



Question : Questions/concerns I have raised have been addressed swiftly and to my satisfaction. E.g. Issues related to pupil log ins/passwords.

	Strongly Agree	Agree	Disagree	Strongly Disagree
No. Of Responses	62	52	5	2
Response Percentage	51.24	42.98	4.13	1.65

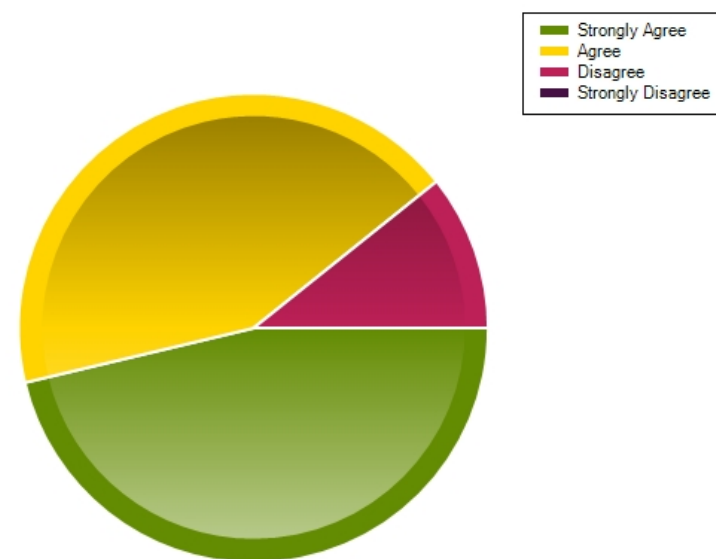
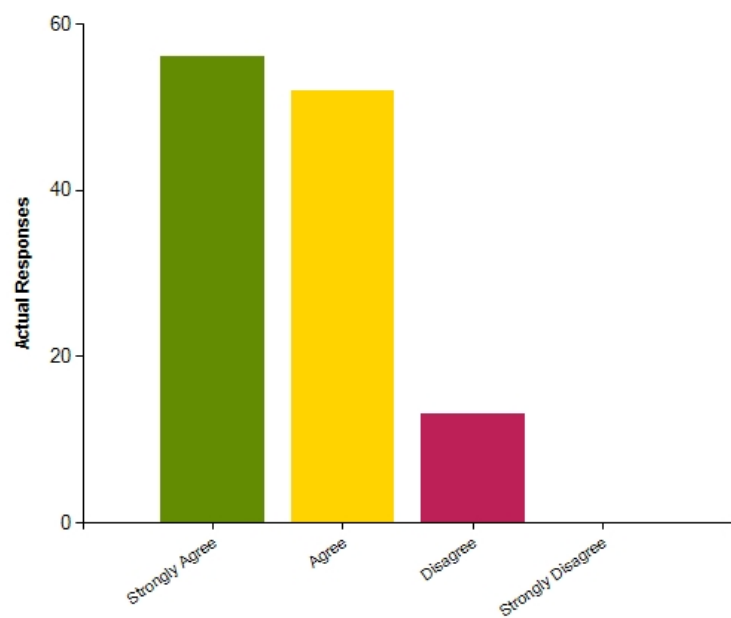
Average Response	1.56
Most Popular Response	Strongly Agree



Question : Home learning set has been of high quality set on weekly basis.

	Strongly Agree	Agree	Disagree	Strongly Disagree
No. Of Responses	56	52	13	0
Response Percentage	46.28	42.98	10.74	0

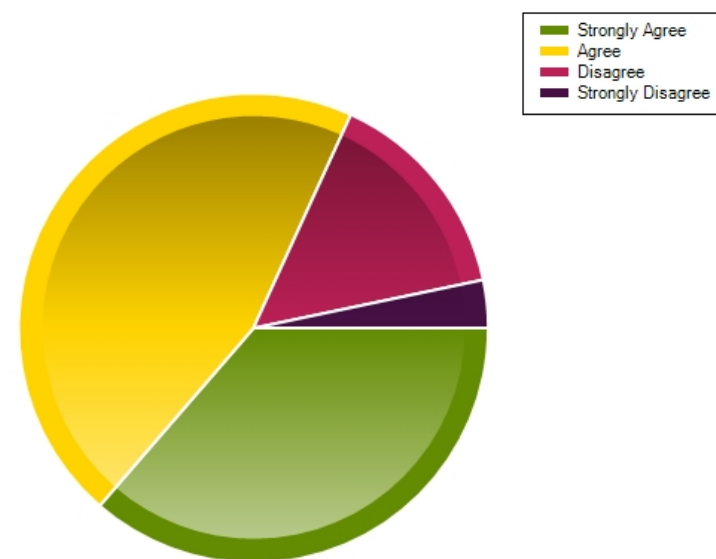
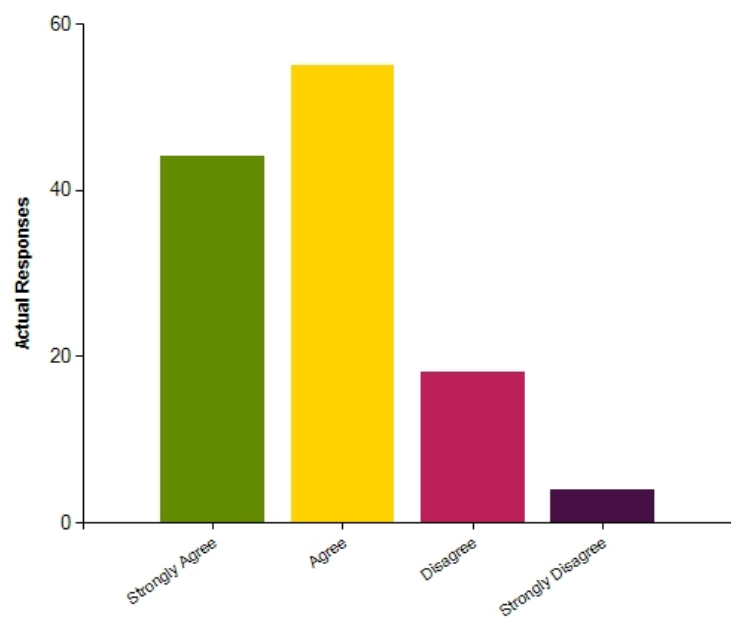
Average Response	1.64
Most Popular Response	Strongly Agree



Question : My child has continued to read regularly with real book and Reading Planet/Serial Mash.

	Strongly Agree	Agree	Disagree	Strongly Disagree
No. Of Responses	44	55	18	4
Response Percentage	36.36	45.45	14.88	3.31

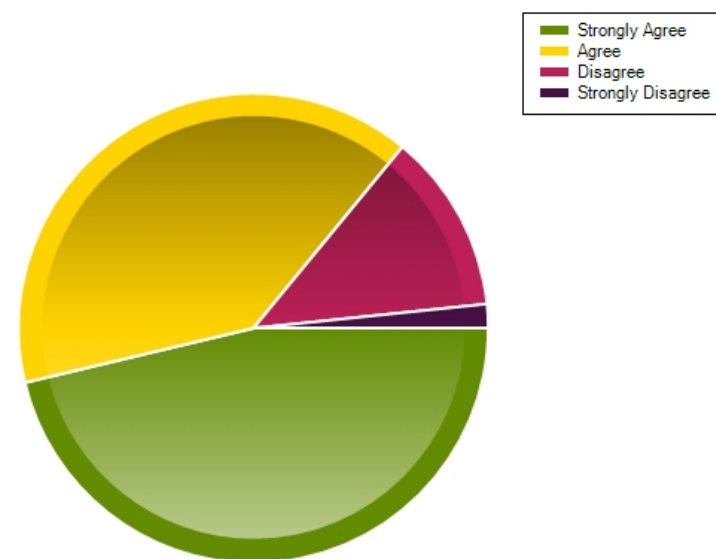
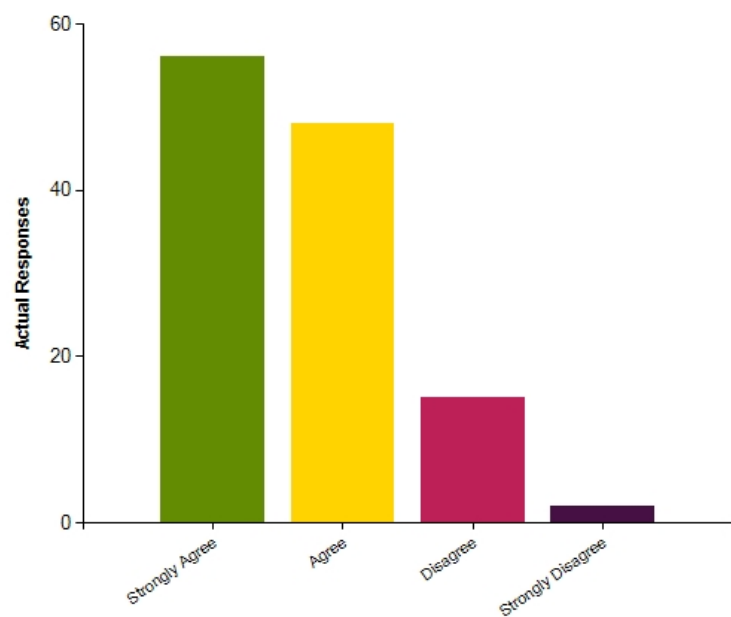
Average Response	1.85
Most Popular Response	Agree



Question : Full use has been made of Oak Academy, Bitesize and EducationCity resources.

	Strongly Agree	Agree	Disagree	Strongly Disagree
No. Of Responses	56	48	15	2
Response Percentage	46.28	39.67	12.4	1.65

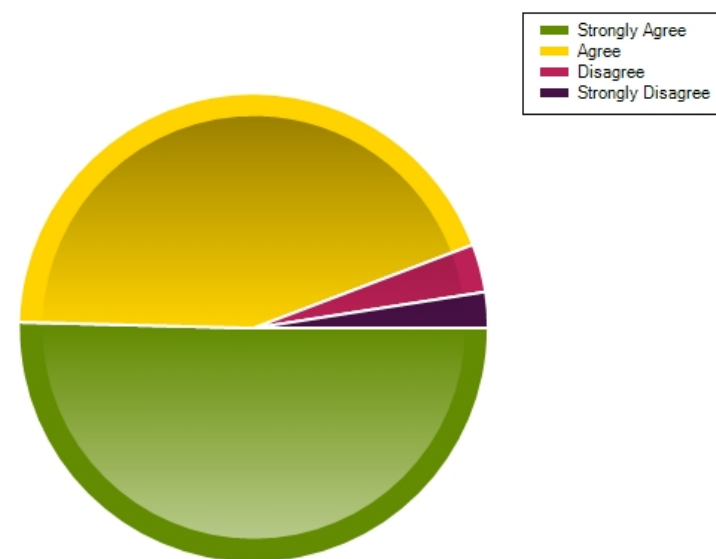
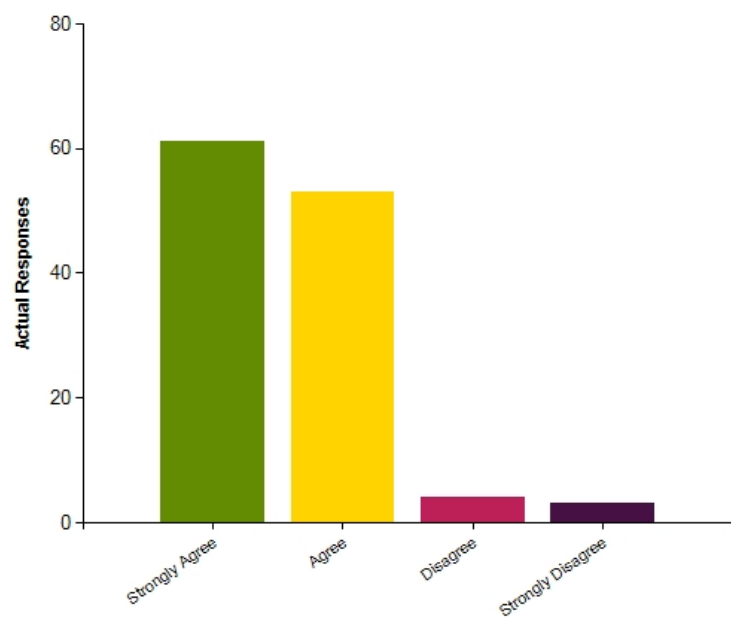
Average Response	1.69
Most Popular Response	Strongly Agree



Question : Electronic school reports are of high quality and provide accurate targets for my child/ren to work towards.

	Strongly Agree	Agree	Disagree	Strongly Disagree
No. Of Responses	61	53	4	3
Response Percentage	50.41	43.8	3.31	2.48

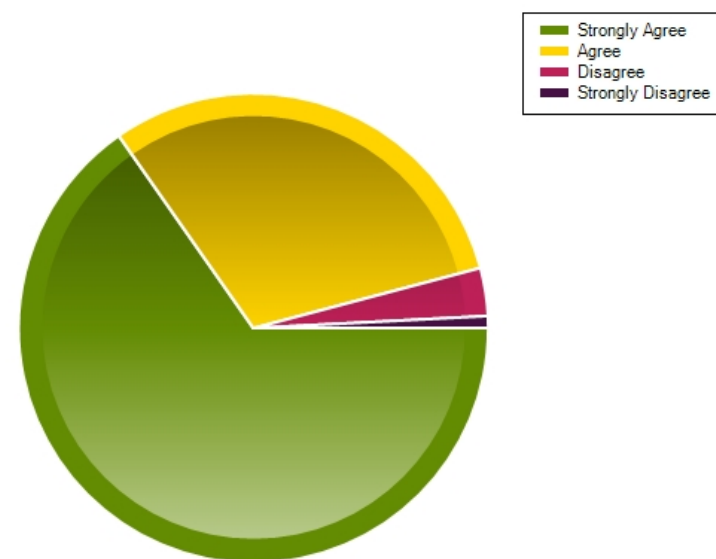
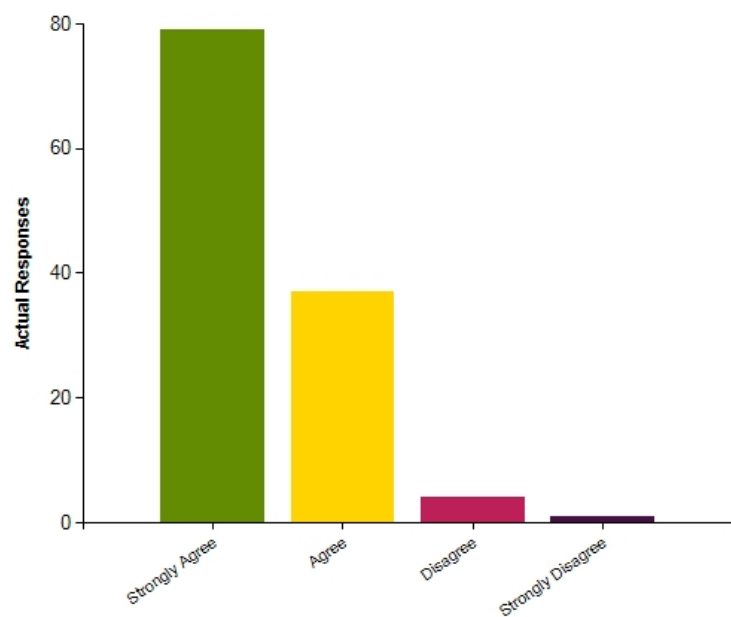
Average Response	1.58
Most Popular Response	Strongly Agree



Question : I have been kept up to date with developments in school via Email, Newsletters and School Website updates.

	Strongly Agree	Agree	Disagree	Strongly Disagree
No. Of Responses	79	37	4	1
Response Percentage	65.29	30.58	3.31	0.83

Average Response	1.4
Most Popular Response	Strongly Agree



Question : I feel secure in sending my child back to school when wider opening is available to my child/ren.

	Strongly Agree	Agree	Disagree	Strongly Disagree
No. Of Responses	53	43	18	7
Response Percentage	43.8	35.54	14.88	5.79

Average Response	1.83
Most Popular Response	Strongly Agree

